

# Cut Sheet - SNOWMAX-UT2

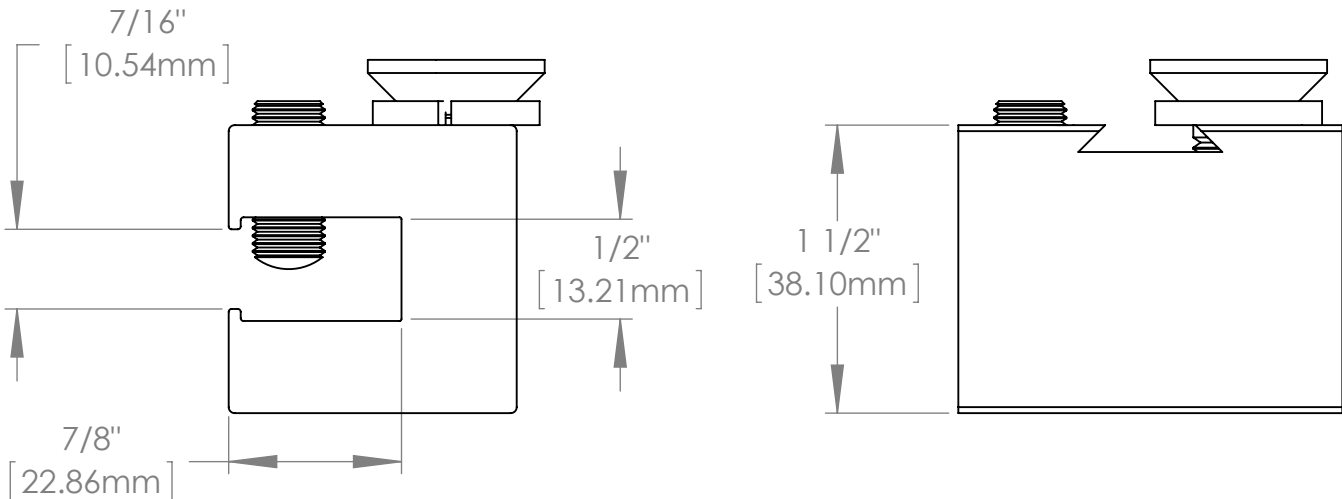
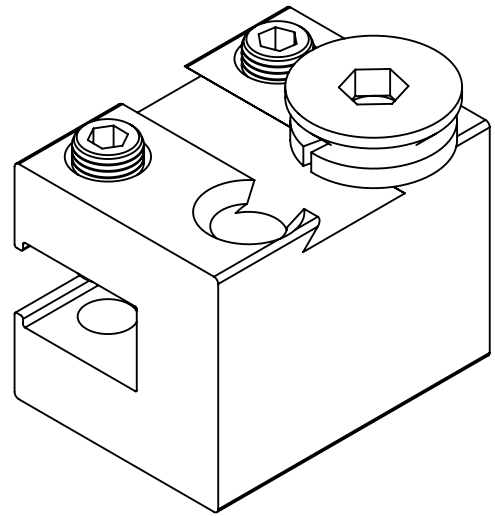
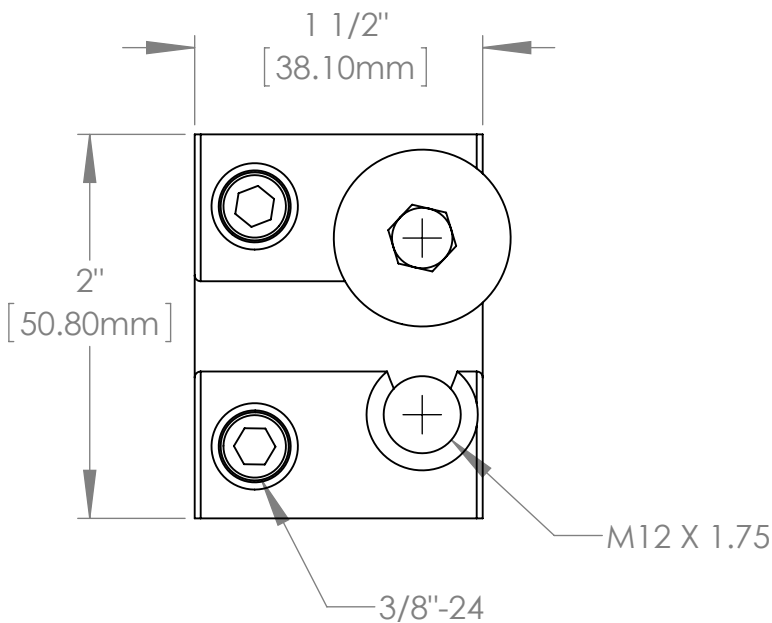
1. Installation to be completed in accordance with manufacturer's written specifications and installation instructions.
2. See spec sheet or contact manufacturer for detailed material, finishes, and configuration options.
3. Contact manufacturer for detailed layout.
4. Do not scale drawings.
5. Subject to change without notice.

I have verified that this clamp/bracket will fit the seam for this project.

Quote #: \_\_\_\_\_

Signature: \_\_\_\_\_ Date: \_\_\_\_\_

To confirm order, return signed cut sheet and sales quote.



NOTE: SINGLE LOCK SEAMS MUST HAVE A HORIZONTAL LEG MEASUREMENT OF 5/8" OR GREATER FOR CLAMP TO ATTACH



289 Harrel Street  
 Morrisville, VT 05661  
 Phone: 1.888.766.4273  
 Fax: 1.888.766.9994  
 Email: [Info@alpinesnowguards.com](mailto:Info@alpinesnowguards.com)

Scale: 1:1

2/14/2018