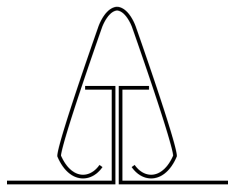
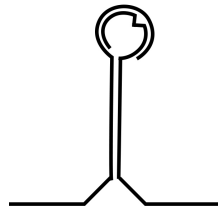


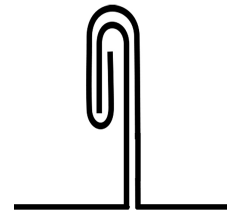
If you do not see your seam profile, material and/or thickness combination below, please contact us at info@alpinesnowguards.com



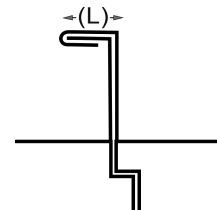
Applied Batten Cap



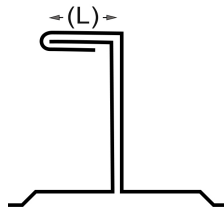
Bulb Seam



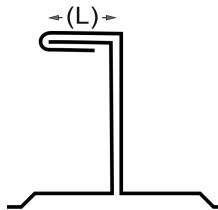
Double Lock



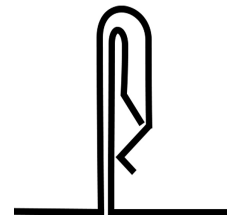
Insulated Single Lock
(L is 5/8" or greater)



Single Lock
(L is 1/2" or less)



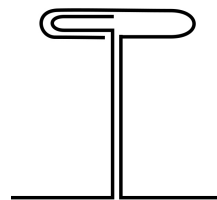
Single Lock
(L is 5/8" or greater)



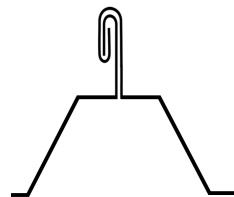
Snap Lock
(for nail flange panels,
call Alpine SnowGuards)



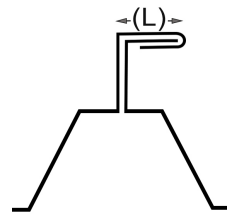
Nail Flange



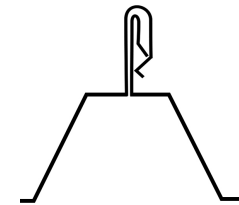
Tee Seam



Trapezoidal Double Lock



Trapezoidal Single Lock
(L is 5/8" or greater)



Trapezoidal Snap Lock

